

Printrack LR

Flexible Format Rewinders



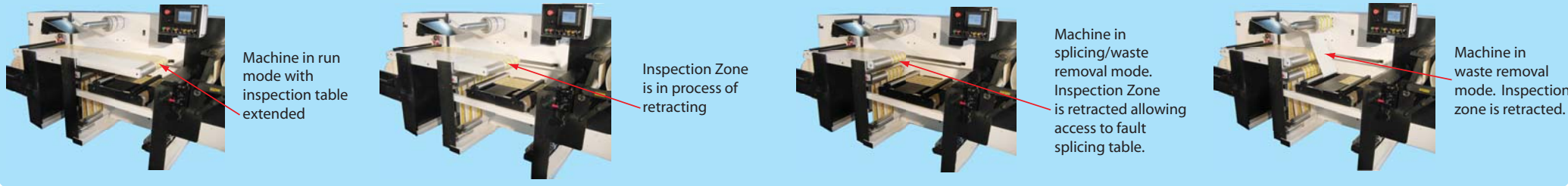
scantech
automation

1635 Sismet Road, Unit 26
Mississauga, ON, CANADA
L4W 1W5

Tel. (905) 625-1844
Fax (905) 625-1858
Toll-free within US/Canada:
1-866-625-1844

info@scantechautomation.com
www.scantechautomation.com

When you need superior Inspection/Slitting/Rewinding of thin film, clear-on-clear, paper or leaflets combined with a need to process larger unwind and rewind rolls, PRINTRACK LR provides the effective efficient ergonomic solution.



Machine in run mode with inspection table extended

Inspection Zone is in process of retracting

Machine in splicing/waste removal mode. Inspection Zone is retracted allowing access to fault splicing table.

Machine in waste removal mode. Inspection zone is retracted.

Printrack LR's unique retracting inspection table provides the largest inspection zone in the industry - without the typical increase in machine footprint.*

Unwind Roll Loading

For large unwind roll loading, the unwind shaft can be lowered to allow the incoming roll to be easily front-loaded into the machine. This minimizes floor space and roll loading time. An unwind shaft front support then provides full stability to the unwind shaft.



Unwind Front Gate being lifted in preparation for roll loading



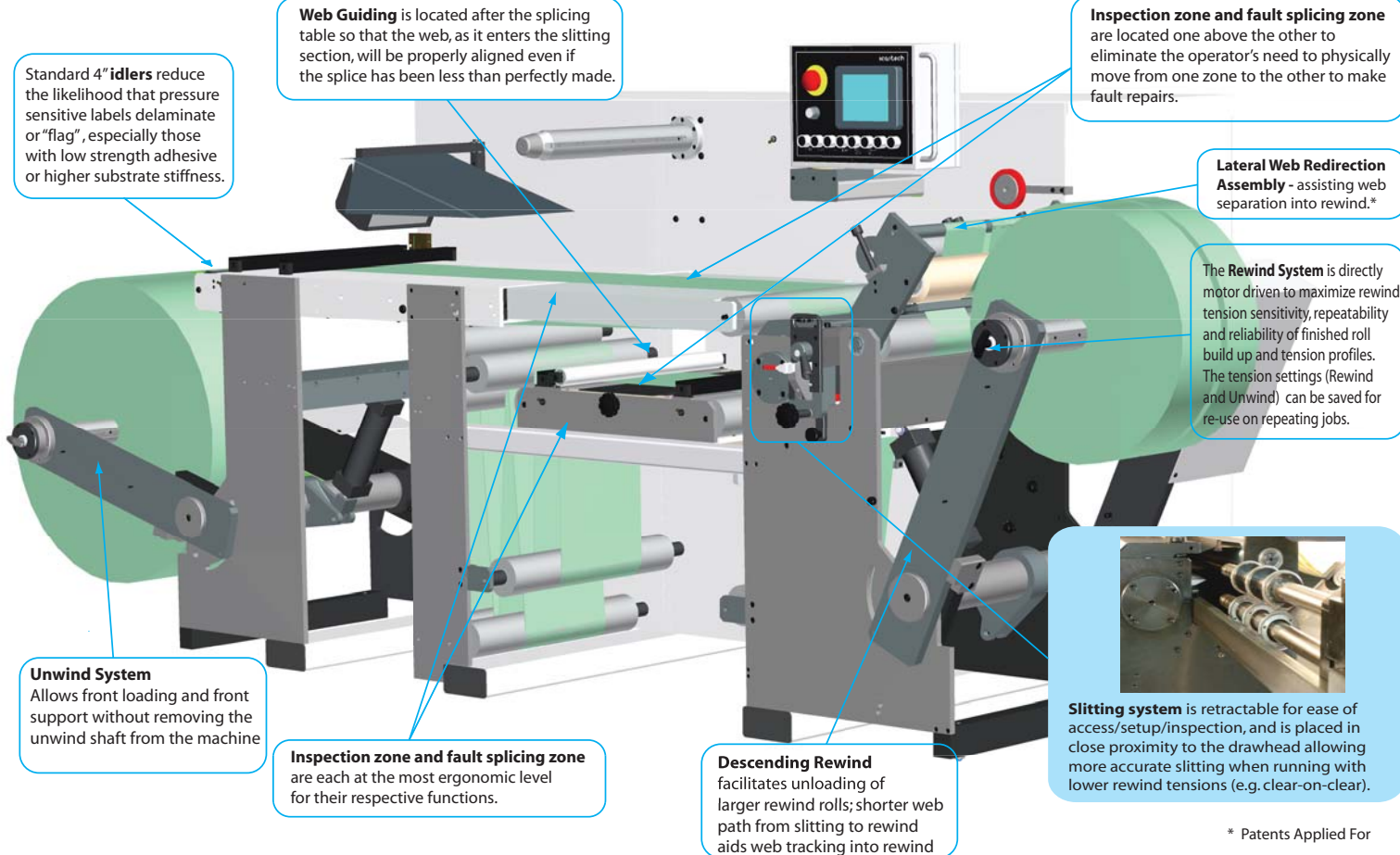
Unwind shaft lowered to level of core in new roll and new roll being loaded



Unwind Front Gate is locked in position to provide stability and support to the unwind shaft



The unwind shaft is raised into the running position, just clear of the floor or cart.



Standard 4" idlers reduce the likelihood that pressure sensitive labels delaminate or "flag", especially those with low strength adhesive or higher substrate stiffness.

Web Guiding is located after the splicing table so that the web, as it enters the slitting section, will be properly aligned even if the splice has been less than perfectly made.

Inspection zone and fault splicing zone are located one above the other to eliminate the operator's need to physically move from one zone to the other to make fault repairs.

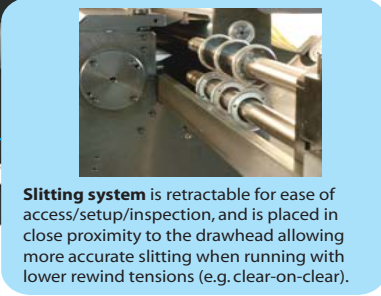
Lateral Web Redirection Assembly - assisting web separation into rewind.*

The Rewind System is directly motor driven to maximize rewind tension sensitivity, repeatability and reliability of finished roll build up and tension profiles. The tension settings (Rewind and Unwind) can be saved for re-use on repeating jobs.

Unwind System Allows front loading and front support without removing the unwind shaft from the machine

Inspection zone and fault splicing zone are each at the most ergonomic level for their respective functions.

Descending Rewind facilitates unloading of larger rewind rolls; shorter web path from slitting to rewind aids web tracking into rewind



Slitting system is retractable for ease of access/setup/inspection, and is placed in close proximity to the drawhead allowing more accurate slitting when running with lower rewind tensions (e.g. clear-on-clear).

* Patents Applied For

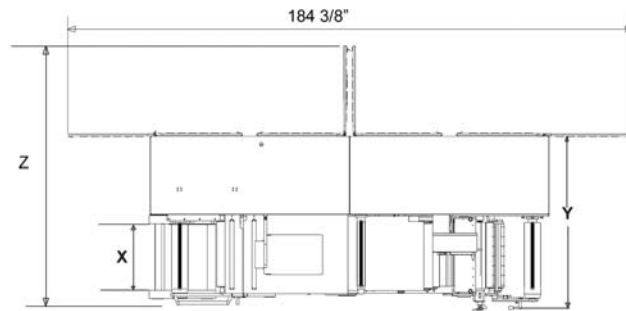
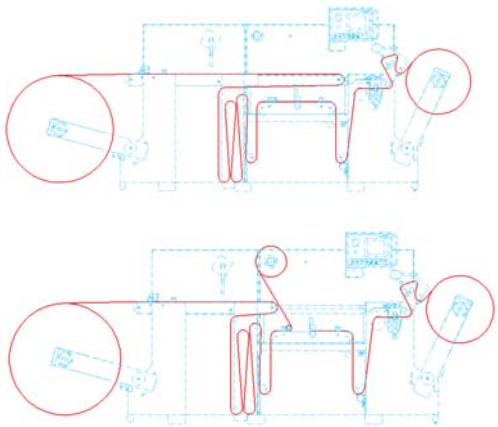
Printrack LR

Standard Features:

- 24"/609mm Rewind - Motor Driven
- 3"/76mm Rewind Shaft
- 40"/1016mm Unwind
- 3"/76mm Unwind Shaft
- Pneumatic Brake
- Pre-Set Electronic Label or Length Counter
- Fixed Shear Slitting c/w 3 Knives
- 10"/254mm Draw Roll
- Inside/Outside Rewind
- Electronic Edge Guiding
- Fixed Horizontal Inspection Table
- Unwind and Fault Splicing Stations
- Unwind Roll Lifter
- Spare Parts Package

Available Options:

- Dual Rewind
- Descending Rewind
- Various Sizes of Rewind Shafts
- Automatic Closed or Open Loop Rewind and/or Unwind Tension System
- Ironing Roll Assembly
- Web Advance Unit
- Strobe light
- Retractable rotary shear cut system
- Additional Upper Slitter Shaft Cartridges
- Razor Slitting
- Score Pressure Cutting System
- Manual Scale or Digital Slitter Set-up Fixture
- Large Diameter Rewind and Unwind Capacity
- Waste Rewind System
- Motor Driven Unwind
- Retractable Inspection Table
- 15"/381mm Circumference Web Draw Cylinder
- Die Cutting - Single or Dual Station
- Matrix Stripping
- Print Insetting
- Printrack Master Controller c/w Touch Screen and 250 job memory
- Color Touch Screen
- Matrix/Missing Label Detector
- Flag/Splice Detector
- Clear-on-Clear Sensors
- Label and Butt Cut Count
- Dual Count
- Static Eliminator
- Lateral Web Redirection Assembly



Machine	web width (x)	y	z (with door open)
Printrack LR	14" (356mm)	49 3/16" [1249mm]	111 7/16" [2831mm]
Printrack LR	18" (458mm)	53 3/16" [1351mm]	115 7/16" [2933mm]
Printrack LR	22" (559mm)	57 3/16" [1453mm]	119 7/16" [3034mm]

Standard Technical Specifications

	LR 14	LR 18	LR 22
Maximum Web Width	14"/355m	18"/457mm	22"/558mm
Maximum Unwind Diameter	40"/1016mm	40"/1016mm	40"/1016mm
Maximum Rewind Diameter on single spindle	24"/609mm	24"/609mm	24"/609mm
Maximum machine speed	950fpm/289mpm	950fpm/289mpm	950fpm/289mpm
Motors:			
Descending Rewind	3HP	3HP	3HP
Fixed Rewind	3HP	3HP	3HP
Drawhead/Slitter	3HP	3HP	3HP
Air Supply (less than 0.5cf/min.) Atmospheres	60-100psi	60-100psi	60-100psi
(less than 0.1m3/min.) Atmospheres	4-7 BAR	4-7BAR	4-7BAR
Power Supply: 3 phase - 230VAC, 47-66 cycle	40 amps	60 amps	60 amps
Power Supply: 3 phase - 400 VAC with neutral	20 amps	30 amps	30 amps